



# Keeping Your Kids Safe Online

Child Safety 060513\_1315

## Keeping Your Kids Safe Online - Do's and Don'ts

- Position the home computer in a way that children cannot easily conceal what they are viewing.
- Encourage children to only communicate with people whom they know and trust. Instruct them not to post any personal information or pictures that can identify schools attended, home addresses, friends, or family.
- Children with access to smartphones must keep in mind that photos taken by mobile devices will contain concealed location information.
- Utilize privacy and security settings available on web browsers to provide a basic filter for web content. Internet Explorer provides the most protection. Install supplementary protection software to maximize security through more granular protection and monitoring.
- Monitor your child's browser history and downloaded files for suspicious content, and prevent cookies from being stored on your computer. This will minimize the amount of personal information that can be exploited from your child's internet sessions.

## Child Safety Online

Since 2012, minor's involvement with social networking services (SNS) has risen to 96%. It is reported that 69% of these users have received online communications from strangers. Common harmful interactions that children encounter online include cyber-bullying, coercion, pornography, drugs/alcohol, and violence. Dangers are not limited to content that a child receives, but also includes the information that a child makes public. Several web browser add-ons and software downloads are available to both prevent and/or monitor child activity.

## Internet Explorer Browser Settings

To view child safety options, navigate to **Tools > Internet Options > Content**. Click **(1) Parental Controls** to customize individual user settings or click **Enable** under **(2) Content Advisor** to assign ratings to content categories.

1



### Parental Controls

Adjust how your children can use the computer. Set personalized restrictions based on time, game ratings, and computer programs.

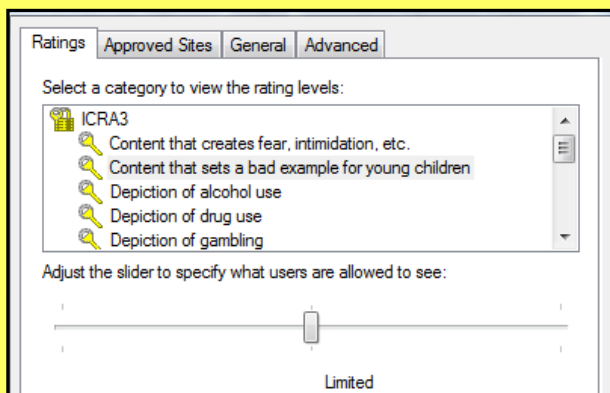
### Passwords

Create a password for your child's account that only you and other adult supervisors know to ensure adult presence.

### Time Restrictions

Set a time frame of acceptable computer use for your child that permits an adult to be present.

2



### Content Advisor

Potentially harmful internet content is listed by category. Select a category and use the slider to set filters for individual content. Categories include:

- Content that creates fear, intimidation, etc.
- Content that sets a bad example for young children
- Depiction of alcohol use
- Depiction of drug use
- Depiction of gambling
- Depiction of tobacco use
- Depiction of weapon use
- Incitement/ depiction of discrimination or harm
- Language
- Nudity
- Sexual material
- User-generated content
- Violence

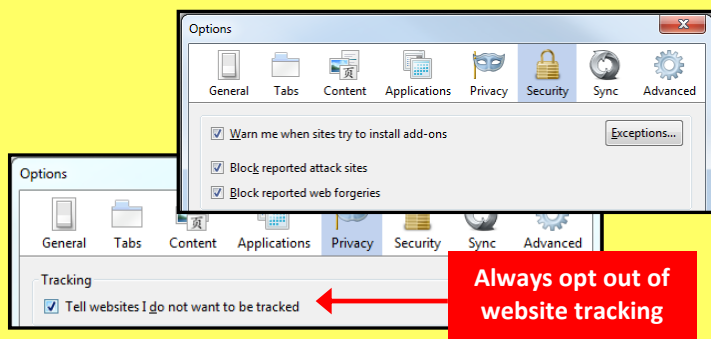
Set the slider to "None" or "Limited" for harmful content and set the slider to "Some" or "Unrestricted" for acceptable content.

When a category is selected, a description of each content category is listed under the slider, describing what your child will be able to view.

## Firefox Browser Settings

**Standard Firefox:** Navigate **Settings > Privacy** to prevent web tracking and **Settings > Security** to block access to sites with malicious content.

**Foxfilter for Firefox:** To set parental controls, download the FoxFilter add-on. Once installed, navigate **Options > FoxFilter Settings** to allow select sites, set key words to block, and set sensitivity settings.



## Sensitivity Settings

Sometimes, non-pornographic sites such as Yahoo, may contain the words 'sex' or 'porn' in the Body content. Some popular pornographic sites don't put keywords in the Title, Keywords, or other Meta tags, so examining the Body is recommended. The most sensitive approach is to examine the Body content, but add specific sites to your Trusted list.

- ☒ Examine URL (Web address)
- ☒ Examine Title (Title that appears in browser title bar)
- ☒ Examine Meta Content (hidden keywords, description, etc. which are used for search engine placement)
- ☒ Examine Body Content (visible content of the Web page)



# Keeping Your Kids Safe Online

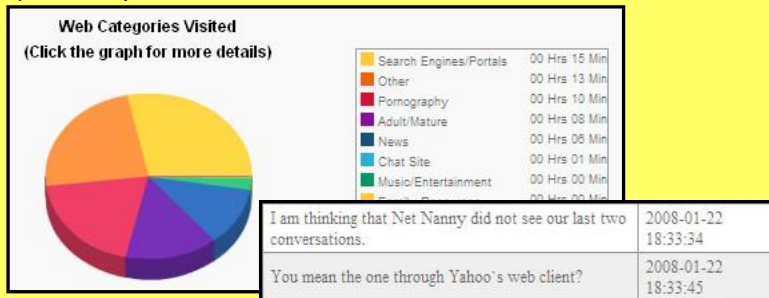
Child Safety 060513\_1315

## Software Protection

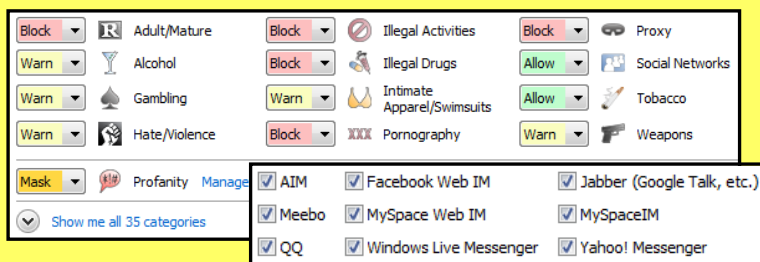
Service Capabilities	Software		
	Microsoft Family Safety	Net Nanny	EyeGuardian
Image Monitoring	Windows 8+	X	X
SNS Message Monitoring		X	X
Contacts Monitoring	Windows 8+	X	X
Block Sites Option	X	X	
Allow Sites Option	X	X	
Record User Activity	X	X	X
User Access Requests to Admin	X	X	
Time Restrictions	X	X	
Game Restrictions	X	X	
Paid Service		X	
Remote Access to Notifications	X	X	X
Lock Safe Search	Windows 8+	X	

### Net Nanny

This service is available for download for \$39.99 and can both prevent and monitor content from computer programs, instant messengers, SNS, and web browsing applications. It is installed onto the desktop and provides the most granular settings for filtering and reporting potentially harmful content.



Parents can respond to their child's permission requests remotely from a mobile app or computer in real time. Additional settings include blocking 64 Bit applications, HTTPS connections, blogs, and chat rooms. Net Nanny displays an extensive list of SNS and instant messengers as well as 35 categories of potentially harmful content to screen.

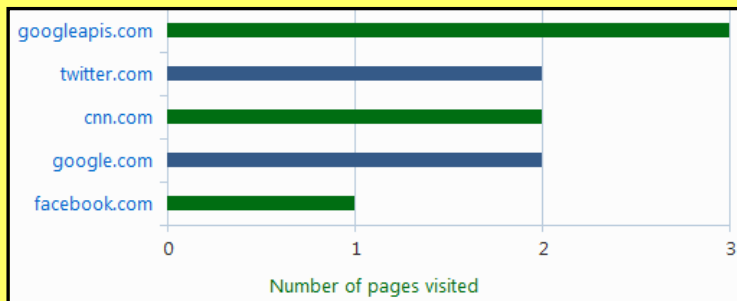


### Overview

A variety of free and paid software packages are available for monitoring your child's online activities. The listed packages are effective in either preventing or monitoring content that your child tries to access.

### Microsoft Family Safety

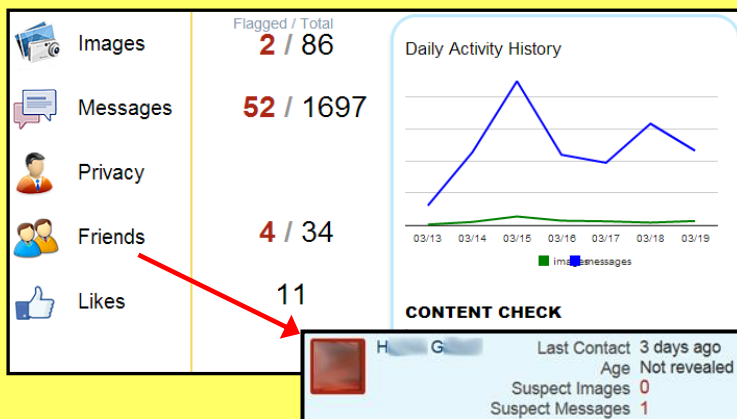
Download this free service from the Microsoft Windows website. The service provides basic content filters and reports of programs/websites accessed by each account.



Parents can set individualized settings for each account listed on the computer and can view their child's requests to access blocked content, each time they log in.

### EyeGuardian

Register online with this service to monitor your child's Facebook activity. This free service does not provide a way to prevent content from reaching your children but provides a way to monitor each interaction. The software graphically summarizes Facebook activity and automatically flags potentially harmful images, messages, and friends when certain keywords are tagged within the entry. Review flagged items to monitor who is contacting your children and advise them accordingly on further internet activity.



Likes and Privacy tabs reveal personal data fields that could be visible to anyone on Facebook

### Useful Links

A Parent's Guide to Internet Safety  
Microsoft Family Safety  
Net Nanny  
EyeGuardian

[www.fbi.gov/stats-services/publications/parent-guide](http://www.fbi.gov/stats-services/publications/parent-guide)  
<https://login.live.com>  
<http://netnanny.com/>  
<http://eyeguardian.com/>

**ibg**  
A NOVETTA SOLUTIONS COMPANY  
[www.ibgweb.com](http://www.ibgweb.com)