



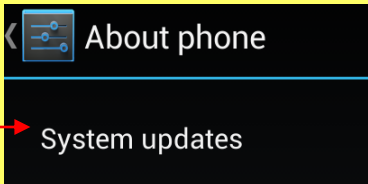
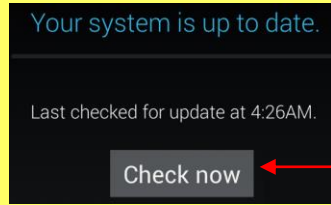
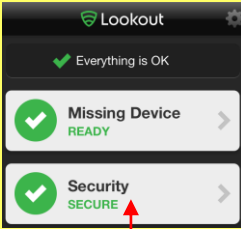
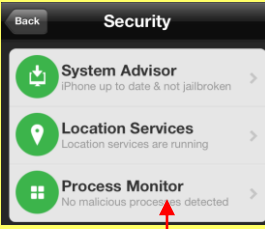

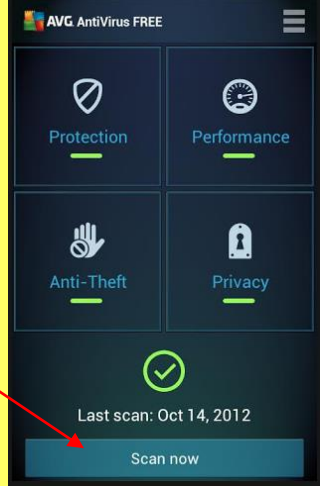

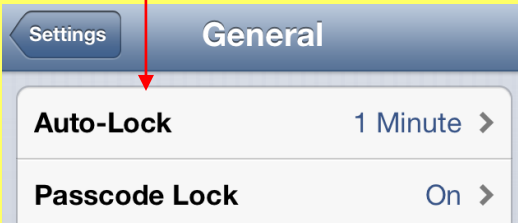
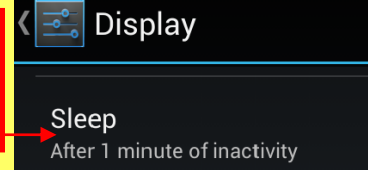
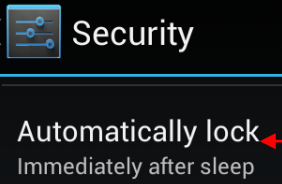


Traveling Safely With Smartphones

TravelingTraveling Safely with Smartphones 062613_1100 |

Traveling with Smartphones - Do's and Don'ts

- Bring a dedicated loaner device; do not bring your personal smartphone
- Use smartphones with removable batteries when possible
- Assume that all information on your device could be compromised while travelling in a foreign country
- Avoid social media, banking, and other sensitive sites while traveling
- Never store passwords or sensitive information on your smartphone
- Do not click on links in text messages or emails – especially from people you do not know
- Do not jailbreak or root your smartphone
- Examine all mobile devices for evidence of tampering upon your return

To Do When Traveling	iPhone	Android
Ensure that your phone's software is up to date – Use apps to ensure that the software on your smartphone is up to date.	  Check to see if your software is up to date; if not, your phone will prompt you to download the latest software	  Check to see if your software is up to date; if not, your phone will prompt you to download the latest software
Protect your phone against Malware – like a computer, your phone is vulnerable to malware. Use anti-virus apps to ensure that your phone is protected.	  Use the Lookout app for iPhone Go to Security > Process Monitor to see if malicious processes are running on your iPhone	  Use the AVG Antivirus FREE app for Android Click Scan Now to scan for viruses
Set your phone to lock automatically – In case you lose your device, you want your smartphone to lock automatically to prevent physical access.	 Go to settings > General > Auto-Lock Set the Auto-Lock to 1 Minute 	 Go to settings > Display > Sleep Set the phone to sleep after 1 minute  Go to settings > Security > Automatically Lock Set to lock immediately after sleep

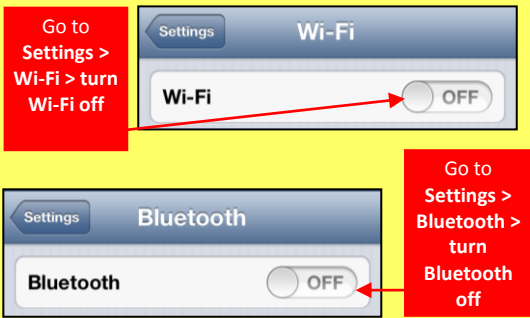
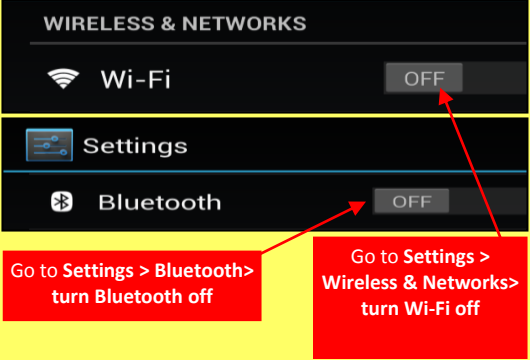
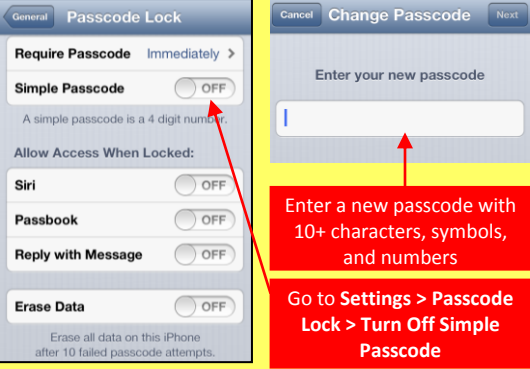
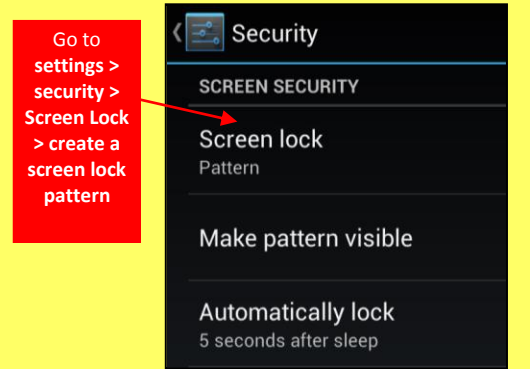


Traveling Safely With Smartphones

TravelingTraveling Safely with Smartphones 062613_1100 |

Traveling with Smartphones – Best Practices

- Assume that your phone may be scanned forensically when you enter a foreign country
- If possible, encrypt the data on your phone
- Consider installing a VPN on your device as a more secure alternative to saving information locally

To Do When Traveling	iPhone	Android
Disable Wi-Fi and Bluetooth – Disable Wi-Fi and Bluetooth on your smartphone; Wi-Fi and Bluetooth can render your smartphone vulnerable to malware and hacking.		
Use a 10+ character password or Screen Lock Pattern – short passwords are vulnerable to brute force attacks. Choose a password with a combination of letters, numbers, and symbols. If using a Screen Lock Pattern, choose a complicated pattern.		
Recover lost or stolen smartphones and wipe data – Find my iPhone and Cerberus can locate lost devices and wipe data remotely from lost or stolen smartphones.	